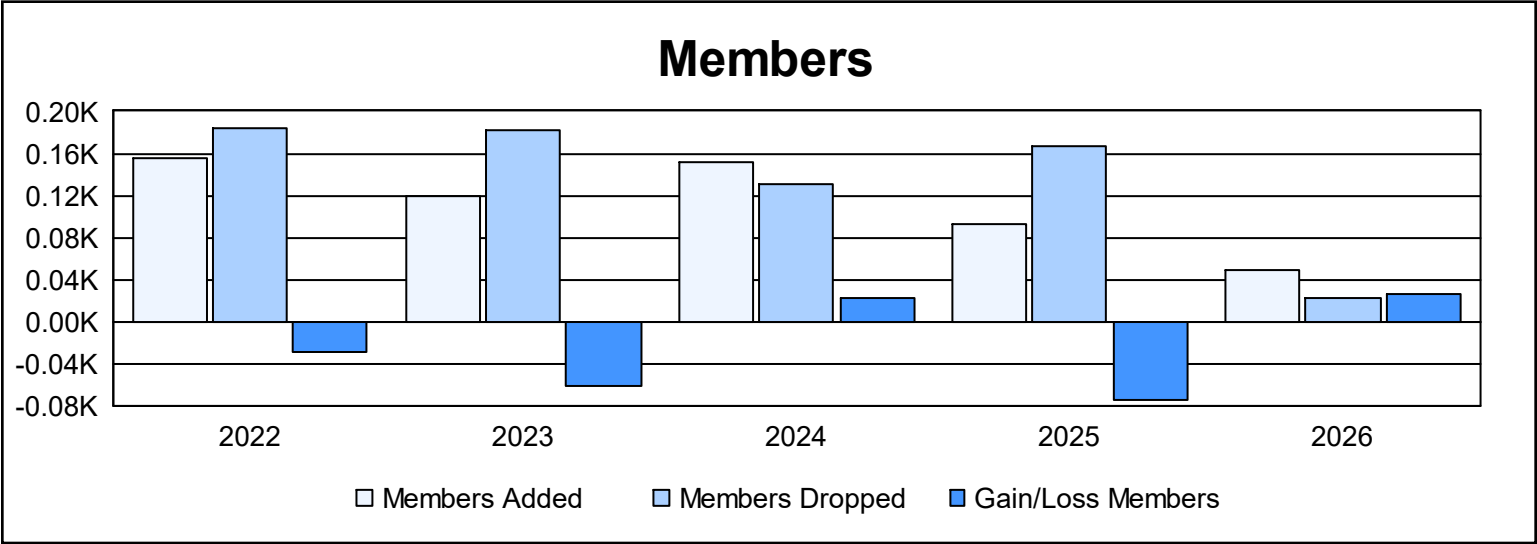
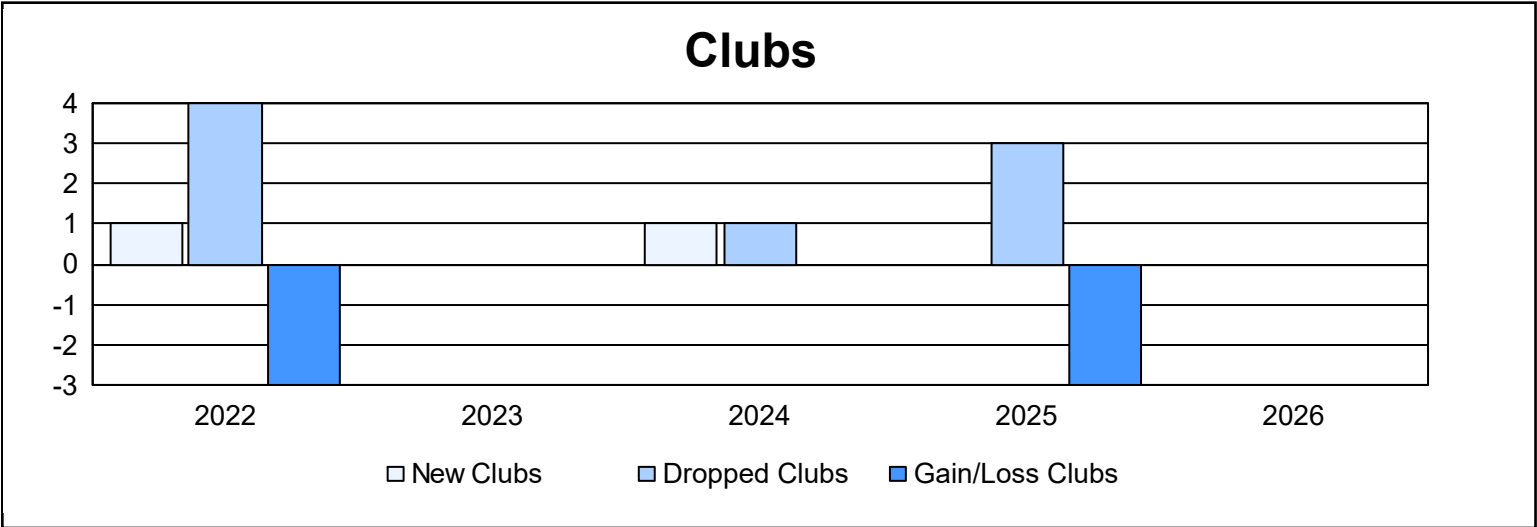
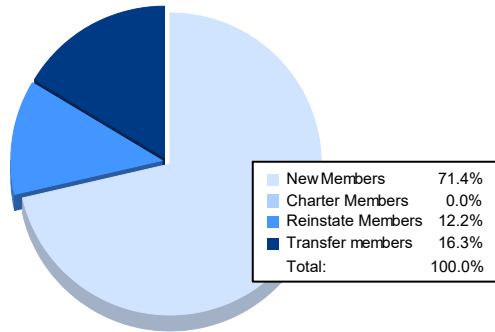


| Year | New Clubs | Dropped Clubs | Gain/ Loss Clubs | New Members | Charter Members | Reinstate Members | Transfer Members | Total Member Added | Total Members Dropped | Gain/ Loss Members |
|-----------|-----------|---------------|------------------|-------------|-----------------|-------------------|------------------|--------------------|-----------------------|--------------------|
| 2021-2022 | 1 | 4 | -3 | 116 | 32 | 5 | 2 | 155 | 184 | -29 |
| 2022-2023 | 0 | 0 | 0 | 104 | 0 | 11 | 5 | 120 | 182 | -62 |
| 2023-2024 | 1 | 1 | 0 | 113 | 21 | 3 | 15 | 152 | 130 | 22 |
| 2024-2025 | 0 | 3 | -3 | 81 | 0 | 6 | 5 | 92 | 166 | -74 |
| 2025-2026 | 0 | 0 | 0 | 35 | 0 | 6 | 8 | 49 | 23 | 26 |
| Average | 0 | 2 | -1 | 90 | 11 | 6 | 7 | 114 | 137 | -23 |



Membership Composition October 2025 Cumulative



Gender Composition October 2025 Cumulative

